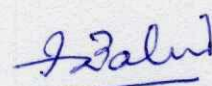


**FALKI CAPITAL (PRIVATE) LIMITED**  
**STATEMENT OF FINANCIAL POSITION**  
**AS AT SEPTEMBER 30, 2017**

	Note	<u>Sep-17</u> <u>RUPEES</u>
<b>SHARE CAPITAL AND RESERVES</b>		
SHARE CAPITAL		
Authorized Share Capital	5	<u>35,000,000</u>
Issued and paid-up & Subscribed Capital		35,000,000
Unappropriated Profit / (Loss)		802,535
		<u>35,802,535</u>
Gain on demutualization	6	21,846,030
<b>NON - CURRENT LIABILITIES</b>		
Loan from directors	7	-
<b>CURRENT LIABILITIES</b>		
Accrued expenses	8	139,847
Trade creditors & other payable	9	13,617,343
Profit with held( DFC) Contract		331,125
PSX Exposure Deduction from Clients		345,000
Provision for taxation		-
		14,433,315
		<u>72,081,880</u>
<b>ASSETS</b>		
<b>NON - CURRENT ASSETS</b>		
Tangible assets		
Property, plant & equipment	10	13,876,353
Intangible assets:		
TREC	6.1	4,000,000
Software		525,000
		4,525,000
Long term security deposit		1,600,000
<b>CURRENT ASSETS</b>		
Investment-available for sale due to demutualization		30,346,030
Advances and Deposits	11	4,537,958
Marketable Securities		247,000
Trade debtors	12	1,611,723
Income Tax Refundable		1,542,189
Cash and bank balance	13	13,795,627
		52,080,527
		<u>72,081,880</u>

  
**DIRECTOR**

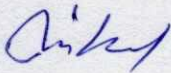


  
**CHIEF EXECUTIVE**

**FALKI CAPITAL (PRIVATE) LIMITED**  
**STATEMENT OF PROFIT AND LOSS**  
**FOR THE YEAR ENDED SEPTEMBER 30, 2017**


---

	Note	<u>Sep-17</u> <u>RUPEES</u>
Revenue	14	747,196
Less: Operational expenses	15	<u>(648,641)</u>
Operating profit / (loss)		98,555
Capital Gain / (Loss)	16	<u>(51,550)</u> 47,005
Other income	17	<u>53,227</u>
Profit before taxation		100,232
Less: Taxation	18	<u>                    </u>
Profit / (Loss) after taxation		<u><u>100,232</u></u>



**DIRECTOR**





**CHIEF EXECUTIVE**